






## 50 Activities for the Summer Holidays – Year 5

<p style="text-align: center;"><b>Maths</b></p> <p>Sharpen up your Mental Maths skills! Follow the link: <a href="https://www.topmarks.co.uk/maths-games/mental-maths-train">https://www.topmarks.co.uk/maths-games/mental-maths-train</a></p> <p>How quickly can you complete each question?</p>	<p style="text-align: center;"><b>Trick Art!</b></p> <p>Watch the video and impress your household! <a href="https://www.youtube.com/watch?v=OAg2X-0FbGM">https://www.youtube.com/watch?v=OAg2X-0FbGM</a></p> <p>All you need is some paper and a pen!</p>	<p style="text-align: center;"><b>English</b></p> <p>Year 5 and 6 spelling words. <a href="http://www.ictgames.com/mobilePage/spookySpellings/index.html">http://www.ictgames.com/mobilePage/spookySpellings/index.html</a></p> <p>Play the 'Spooky spelling' game to practise the common exception words for Years 5 and 6.</p>	<p style="text-align: center;"><b>Life Skill – British Sign Language!</b></p> <p><a href="https://www.british-sign.co.uk/fingerspelling-alphabet-charts/#:-:text=The%20fingerspelling%20alphabet%20is%20used,there%20is%20not%20a%20sign.&amp;text=British%20Sign%20Language%20(BSL)%20uses,use%20a%20one%20handed%20alphabet">https://www.british-sign.co.uk/fingerspelling-alphabet-charts/#:-:text=The%20fingerspelling%20alphabet%20is%20used,there%20is%20not%20a%20sign.&amp;text=British%20Sign%20Language%20(BSL)%20uses,use%20a%20one%20handed%20alphabet</a></p> <p>Around 100,000 people in the UK use BSL to communicate. Why not have a look at this video and learn the alphabet!</p>	<p style="text-align: center;"><b>Science</b></p>  <p>Create your own sundial like the one above and measure the direction of the sun.</p>
<p style="text-align: center;"><b>Puppet show</b></p> <p>Make stick puppets or sock puppets of your favourite story characters. Put on a puppet show for people at home.</p>	<p style="text-align: center;"><b>History</b></p> <p>Research and develop a chronological awareness of the British time periods between Roman Britain (43AD) to Modern Britain (1902+). Can you create a timeline?</p>	<p style="text-align: center;"><b>Blue Peter Badges</b></p> <p>Follow this link to apply for a Blue Peter badge. We'd love to see it when you return to school!</p> <p><a href="https://www.bbc.co.uk/cbbc/joinin/about-blue-peter-badges">https://www.bbc.co.uk/cbbc/joinin/about-blue-peter-badges</a></p>	<p style="text-align: center;"><b>Geography</b></p> <p>Visit a new place that you haven't been to before and find out about the local geographical features. Are there any rivers, mountains, lakes or canals that you can discover?</p>	<p style="text-align: center;"><b>Home 'Book Day'</b></p> <p>Choose a character from your favourite book and have a Home Book Day! Dress up a potato, or yourself, as your chosen character.</p>
<p style="text-align: center;"><b>Water Balloon Fight!</b></p> <p>Design and set up a water balloon 'arena' at home on a hot day – make sure you have an adult's permission for this one!</p>	<p style="text-align: center;"><b>Scavenger Hunt!</b></p> <p>Write a scavenger hunt for your household.</p>	<p style="text-align: center;"><b>Maths</b></p> <p>Practise your arithmetic skills. Follow the link: <a href="https://mathsbot.com/questiongenerator">https://mathsbot.com/questiongenerator</a></p>	<p style="text-align: center;"><b>Karaoke Night</b></p> <p>Search for the instrumental version of your favourite songs on YouTube! Print out the lyrics, make a microphone and you're</p>	<p style="text-align: center;"><b>Make your own puzzle</b></p> <p>Draw or find a picture online and print it off. Draw a puzzle grid on the back and cut the image up. Challenge</p>




	<p><b>INDOOR SCAVENGER HUNT</b></p> <ul style="list-style-type: none"> <li>• Find a fork.</li> <li>• Find something that is red.</li> <li>• Find a tissue box.</li> <li>• Find 3 things that have wheels.</li> <li>• Find an orange crayon.</li> <li>• Find something that is very soft.</li> <li>• Find a band-aid.</li> <li>• Find a key.</li> <li>• Find 2 socks that match.</li> <li>• Find something round.</li> <li>• Find a sticker.</li> <li>• Find a rubber band.</li> <li>• Find a pair of glasses.</li> <li>• Find an envelope.</li> </ul> 	<p>Can you revise long and short multiplication and short division?</p>	<p>ready for an evening of karaoke!</p>	<p>your household – can they solve your puzzle?</p>
<p><b>Build a Board Game</b> Create your own version of your favourite board game. For example, your own version of Monopoly with road names from Rugby!</p>	<p><b>English</b> Can you keep a diary for the 6 weeks' summer holidays? Include details of any fun days out or new experiences you have!</p>	<p><b>Make a Flour Buddy</b> Using flour and a balloon, make a squishy Flour Buddy to squeeze for when you might have 'Big Feelings'.</p> 	<p><b>English</b> Keep reading every day! Get stuck into a good book that you don't want to put down. Can you recommend it to a friend?</p>	<p><b>Calligraphy</b> Watch the video and learn 'calligraphy' lettering! <a href="https://www.youtube.com/watch?v=sVVxFzH Hn1Q">https://www.youtube.com/watch?v=sVVxFzH Hn1Q</a></p>
<p><b>Maths</b> Refresh your memory of fractions, using the BBC bitesize website: <a href="https://www.bbc.co.uk/bitesize/topics/zhdwxnb">https://www.bbc.co.uk/bitesize/topics/zhdwxnb</a></p>	<p><b>Design a jellyfish</b> Make your own jellyfish using paper plates and tissue paper. <a href="https://www.craftimensions.com/2013/04/glow-in-dark-jellyfish-craft.html">https://www.craftimensions.com/2013/04/glow-in-dark-jellyfish-craft.html</a> Read the tutorial and try it for yourselves.</p>	<p><b>Themed Movie Night</b> Decorate your home to the theme of your favourite movie and host a movie night!</p> 	<p><b>Flight School!</b> Follow the link for an idea of what you could set up at home. Build paper planes – how many points can you score? <a href="https://www.goodhousekeeping.com/home/craft-ideas/g3754/how-to-fold-a-paper-airplane/">https://www.goodhousekeeping.com/home/craft-ideas/g3754/how-to-fold-a-paper-airplane/</a></p>	<p><b>Food Technology</b> Accompany your adult on the weekly food shop and select ingredients for a starter, main and pudding. Take photos of each dish as you make them to design a recipe card. Have your household judge your skills!</p>
<p><b>PE</b> Try and do at least 30 active minutes a day, where you</p>	<p><b>Paper Bracelets</b> Make your own paper bracelets following the tutorial on this page:</p>	<p><b>DIY Foam Paint</b> Follow the instructions for making your own foam paint.</p>	<p><b>Trick Art!</b> Watch the video and impress your household!</p>	<p><b>Music</b> Participate in Gareth Malone's Great British Home Choir on</p>



<p>are not sat on a computer or playing video games!</p>	<p><a href="https://picklebums.com/make-folded-paper-bracelets/">https://picklebums.com/make-folded-paper-bracelets/</a></p>	 <p><a href="https://dabblesandbabbles.com/3-ingredient-diy-foam-paint/">https://dabblesandbabbles.com/3-ingredient-diy-foam-paint/</a></p>	<p><a href="https://www.youtube.com/watch?v=eJym7SQ02Dk">https://www.youtube.com/watch?v=eJym7SQ02Dk</a> Can you make the chair look 3D?!</p>	<p>YouTube. He releases a new video every day!</p>
<p><b>Nature Art Bugs</b> Go outside and find items you could use for some nature art. Take photos and print them out if you want to! <a href="https://www.thecrafttrain.com/nature-art-bugs/">https://www.thecrafttrain.com/nature-art-bugs/</a></p>	<p><b>Science</b> Find out which materials are magnetic around your house. Design and create your own fridge magnet.</p> 	<p><b>Jumping frogs</b> Make some jumping origami frogs – turn it into science by measuring how far they go! <a href="https://www.itsybitsyfun.com/blog/how-to-make-an-origami-frog-that-jumps/">https://www.itsybitsyfun.com/blog/how-to-make-an-origami-frog-that-jumps/</a></p>	<p><b>RE</b> Learn all about Sikhism, using the BBC bitesize website <a href="https://www.bbc.co.uk/bitesize/topics/zsjpyrd">https://www.bbc.co.uk/bitesize/topics/zsjpyrd</a></p>	<p><b>Fairy Garden</b> Build a flower-pot fairy garden! Use this webpage for ideas:</p>  <p><a href="https://www.goodhousekeeping.com/home/craft-ideas/a33567/fairy-garden-how-to/">https://www.goodhousekeeping.com/home/craft-ideas/a33567/fairy-garden-how-to/</a></p>
<p><b>Brilliant Bubble Writing!</b> Watch the tutorial and have a go at improving your bubble writing. <a href="https://www.youtube.com/watch?v=mE9DvKKfmU8">https://www.youtube.com/watch?v=mE9DvKKfmU8</a> Create a poster, or make a card for someone in your household.</p>	<p><b>Funny-Face Flip-Book</b> Follow the instructions on this webpage for how to make your own flipbook with funny faces! <a href="https://iheartcraftythings.com/diy-funny-face-flip-book.html">https://iheartcraftythings.com/diy-funny-face-flip-book.html</a></p>	<p><b>Maths</b> Create a 'Chatterbox' to practise your times tables:</p> 	<p><b>Calming Jars</b> Watch the video and make your own calming jar. <a href="https://www.todaysparent.com/kids/how-to-make-a-calming-jar/">https://www.todaysparent.com/kids/how-to-make-a-calming-jar/</a></p>	<p><b>Indoor Bowling</b> Set up your own bowling alley at home using empty bottles and a tennis ball! Make scorecards for each player and a trophy for the winner.</p>



<p><b>Handmade Desk Caddy</b></p> <p>Using toilet rolls, glue and colourful paint, make your own desk caddy.</p> 	<p><b>English</b></p> <p>Can you turn your favourite film or TV show into a playscript? Don't forget to write the character's names at the sides and include stage directions.</p>	<p><b>Den Building</b></p> <p>Either outside or indoors, your choice!</p> <p>Take blankets, chairs, pillows, cardboard – whatever materials you want – and build yourselves a cosy den for the day!</p>	<p><b>English</b></p> <p>Oracy: Can you make a phone call to someone? Maybe you could order the takeaway over the phone for your parents? Or maybe you could speak to a distant relative on the phone?</p>	<p><b>Bubble Painting</b></p> <p>Follow the instructions on this webpage and create your own bubble art!</p> <p><a href="https://www.happygoluckyblog.com/bubble-painting/">https://www.happygoluckyblog.com/bubble-painting/</a></p>
<p><b>Maths</b></p> <p>2D and 3D shape hunt. Revise your knowledge of 2D and 3D shapes. Can you go on a treasure hunt to make a list of 2D and 3D shapes spotted around the house?</p>	<p><b>Duolingo</b></p> <p>Download the app 'Duolingo' for free on an electronic device. Learn a new language!</p>	<p><b>PSHE</b></p> <p>Random acts of kindness! How many random acts of kindness can you complete over the Summer Holidays?</p> <p><a href="https://www.randomactsofkindness.org/">https://www.randomactsofkindness.org/</a></p>	<p><b>Photography challenge</b></p> <p>Can you practise your photography skills by taking some photos of people, places and objects? Can you edit the photos to try out different filters and photo adjusting tools?</p>	<p><b>Science</b></p> <p>Make a bird feeder with a pine cone, lard and bird seed to hang up outside. Keep watch and see how many animals come to visit.</p>

## Key

Orange = Curriculum learning

Yellow = Wider personal development