



Parent/ Carer Introduction to Phonics and Early Reading 2022-23

Welcome!

- Why is reading important?
- What is Phonics?
- Vocabulary
- How GPCs are taught
- Blending
- Segmenting
- Common exception words
- Reading at school and at home
- Progress
- Questions



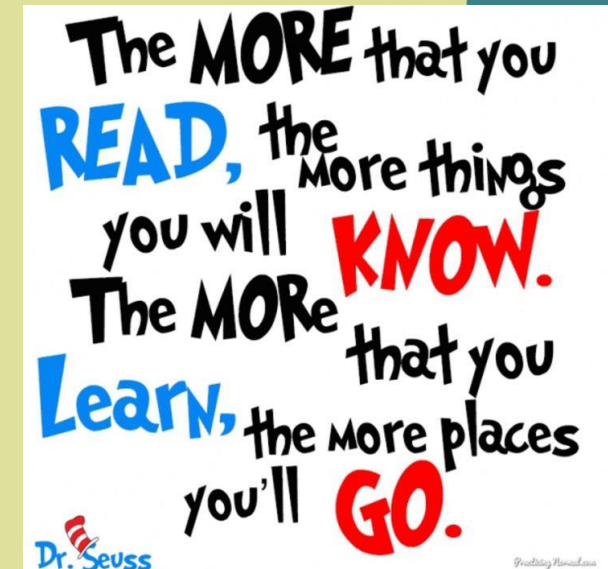


“Reading for pleasure has a dramatic impact on life outcomes – and this is as much about confidence and wellbeing as it is about educational achievements. Quite simply, children who read for pleasure are happier, healthier and do better in life than those who don’t”

Diana Gerald, CEO of Book Trust


Why is reading important?

- Opens up the world around us
- Provides the children with many opportunities
- Helps them to access learning
- Has a huge impact on a child’s attainment




What is Phonics?

- Phonics is a method of teaching reading and writing
- It develops phonemic awareness – the ability to hear, recognise and use the sounds within words
- Phonics is currently the main way in which children are taught to read in schools
- Phonics teaches the link between the words we read/ say and the words we write on the page. It teaches how the letters in written words represent the sounds we say in spoken words – this is called decoding.



Vocabulary

- Grapheme – the written letter or groups of letters
- Phoneme – the sounds that the grapheme makes.
- GPC (grapheme, phoneme correspondence) – the match between a phoneme and a grapheme
- Digraph – two letters together that make one sound e.g. shop
- Trigraph – three letters together that make one sound e.g. light


























How GPCs are taught

Children are introduced to 4 new GPCs every week in their daily phonics lessons.

In Reception they are taught an action for all Phase 2 and Phase 3 phonemes as well as a picture to support their new learning.

Lessons give all children the opportunity to blend (read) and segment (write).































Ss 	Aa 	Tt 	Pp 	li 	Nn 
Mm 	Dd 	Gg 	Oo 	Cc 	Kk 
ck 	Ee 	Uu 	Rr 	Hh 	Bb 
Ff 	ff 	Ll 	ll 	ss 	

Unlocking
Letters & Sounds

Sound Mat Phase 2

Copyright ©2022 Unlocking Letters and Sounds

Jj 	Vv 	Ww 	Xx 	Yy 	Zz 
zz 	qu 	ch 	sh 	th 	th 
ng 	ai 	ee 	igh 	oa 	oo 
oo 	ar 	or 	ur 	ow 	oi 
ear 	air 	ure 	er 		

Unlocking
Letters & Sounds

Sound Mat Phase 3

Copyright ©2022 Unlocking Letters and Sounds

How are the sounds pronounced?



Oxford**OWL**



How to pronounce
pure sounds

<https://www.youtube.com/watch?v=UCI2mu7URBc>

Blending

- Putting together the sounds in a word to read the word e.g m-a-n is man

man

chin

light



Segmenting

- Separating the sounds in a word to the spell the word
- Daily writing as part of phonics lessons
- Stretch the word out
- Use phoneme fingers



Unlocking Letters and Sounds

Actions, Images and Handwriting – Phase 2

- These are simple, clear actions that don't impede the child saying the sound
- The sound is only voiced once, so that the teacher can spot those children who are saying the sound slightly behind the rest of the group
- The actions also help warm up hands and fingers, ready for writing

GPC	Image	Action	Lower Case Letter Formation	Upper Case Letter Formation
s		Snake – Slithering snake action with arm	Up and over, around the other way	Up and over, around the other way
a		Arrow – Firing an arrow	Around, up, down and flick	Down, down, lift and across
t		Tap – Twisting a tap	Down and round, pencil off, across	Down from the top, lift and left to right across the top
p		Paint – Painting with a paintbrush	Down, up to the top, round to the middle	Down and back up, around to the middle

Actions, Images and Handwriting – Phase 2 page 1

Copyright ©2022 Unlocking Letters and Sounds

Common Exception Words

Words that are not phonetically decodable or that children can't yet decode as they haven't yet been taught the phonemes.



the

to

into

no

I

go

Reading and Books

- Children will be given books when they can blend – this will be different for every child
- Books precisely match children's phonics attainment





- 5 – 10 minutes
- Choose a time that works for you
- Be positive and celebrate successes
- Encourage them to point to the graphemes
- Encourage them to say the sounds and blend them together
- Be patient and let them try and work it out
- Read common exception words by sight.

Reading at home

- Continue to read to your child.
- Model how to read a book – left to right, turning pages
- Ask questions about what has happened and characters' feelings
- Support vocabulary
- Predict what will happen next
- Make connections
- Model your love of reading!



Reading at home



Progress

- All children are different and learn at a different pace
- Discuss any concerns with teachers
- Teachers will assess your child regularly
- Interventions to support child in the specific skill they are struggling with
- Adaptions for children with SEND



Video Links



How to pronounce
the sounds:

<https://www.youtube.com/watch?v=UCl2mu7URBc>

How to support your
child reading at
home:

<https://www.youtube.com/watch?v=Hhu3xeNq3Kg>



Video Links



Watch the Phase 2
actions...

<https://staffstpetersnsomerset.sharepoint.com/:f:/s/UnlockingLettersandSounds/EoznG-5aJBCqhnhfuJlCohQBWggiKxPgLHEp5zGY8wDitw?e=TNZye4>



Watch the Phase 3
actions...

<https://staffstpetersnsomerset.sharepoint.com/:f:/s/UnlockingLettersandSounds/EogSDtG9S11MpcNIb07ZlxsBEhO3vYHhX0h6JqF47O3lRw?e=kLU4b4>

Video Links



Watch a Phonics
lesson in action...

[https://www.youtube.com/watch?v=b
dfdV3A9luY](https://www.youtube.com/watch?v=bdfdV3A9luY)